

da vinci

Sedák: HR-ALTA pena s hustotou 35 kg/m³ + High Perla
pena s hustotou 35 kg/m³c

Mechanizmus: možnosť veľkej sedacej plochy
(mechanizmus Da Vinci)

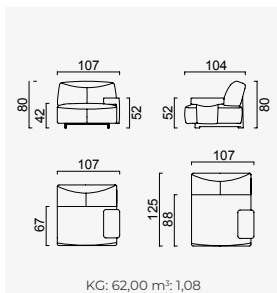
Konštrukcia: pevný skelet z preglejky
(v súlade s európskymi normami, záruka 10 rokov)

Operadlo: HYPER pena pre zvýšený komfort

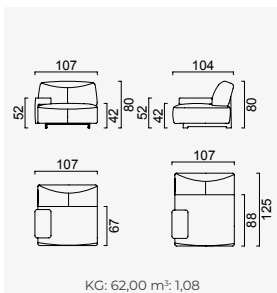
Výška sedu: 42 cm

Celková výška sedačky: 80 cm

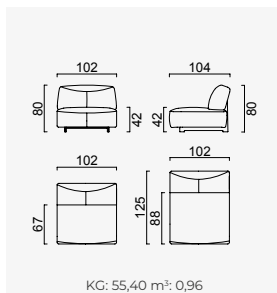
Arm Module (Right)
(Ceramic - Leather)



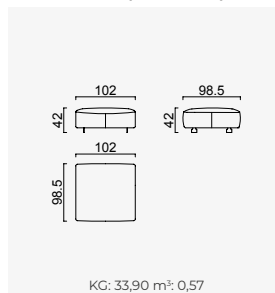
Arm Module (Left)
(Ceramic - Leather)



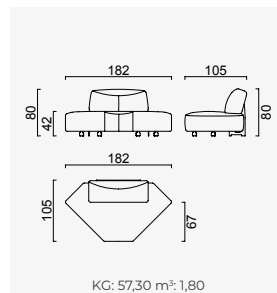
Inter Module



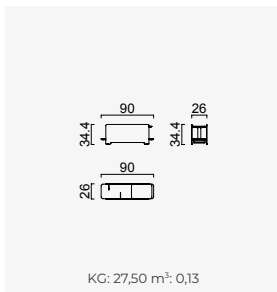
Pouf (Leather)



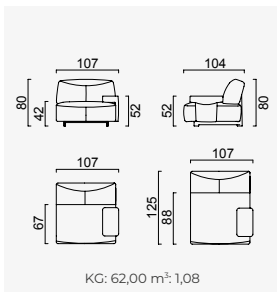
Corner Module



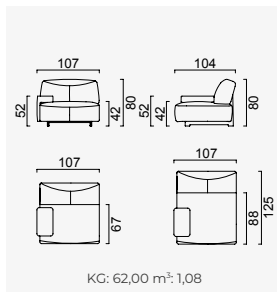
Sofa Table



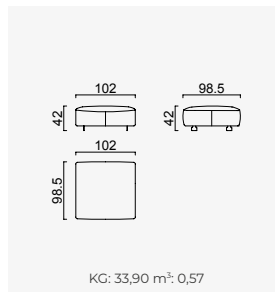
Arm Module (Right)
(Ceramic)



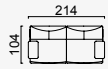
Arm Module (Left)
(Ceramic)



Pouf



OPTION 1



KG: 124,00 m²: 2,15

OPTION 2



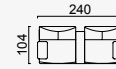
KG: 179,40 m²: 3,12

OPTION 3



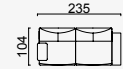
KG: 234,80 m²: 4,08

OPTION 4



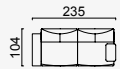
KG: 151,50 m²: 2,29

OPTION 5



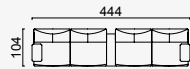
KG: 144,90 m²: 2,17

OPTION 6



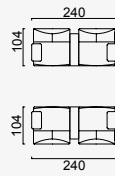
KG: 144,90 m²: 2,17

OPTION 7



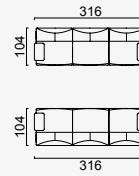
KG: 262,30 m²: 4,21

OPTION 8



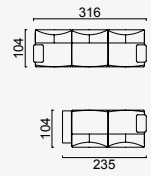
KG: 303,00 m²: 4,58

OPTION 9



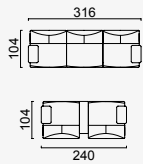
KG: 358,80 m²: 6,23

OPTION 10



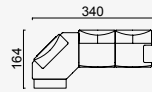
KG: 324,30 m²: 5,29

OPTION 11



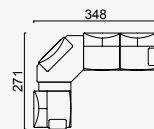
KG: 330,90 m²: 5,40

OPTION 12



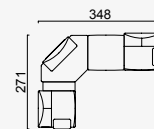
KG: 202,20 m²: 3,97

OPTION 13



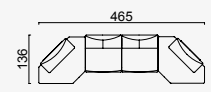
KG: 264,20 m²: 5,05

OPTION 14



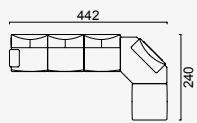
KG: 242,70 m²: 4,66

OPTION 15



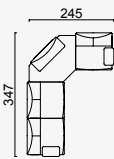
KG: 225,40 m²: 5,53

OPTION 16



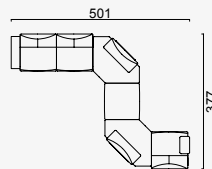
KG: 264,00 m²: 5,37

OPTION 17



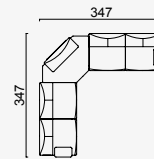
KG: 236,70 m²: 4,92

OPTION 18



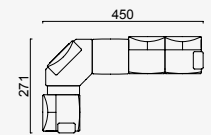
KG: 348,80 m²: 7,31

OPTION 19



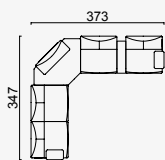
KG: 292,10 m²: 5,88

OPTION 20



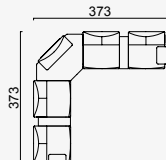
KG: 298,10 m²: 5,62

OPTION 21



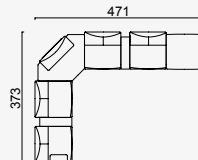
KG: 319,60 m²: 6,01

OPTION 22



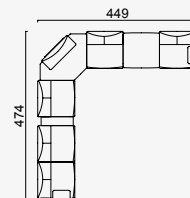
KG: 347,10 m²: 6,15

OPTION 23



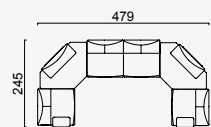
KG: 374,40 m²: 6,60

OPTION 24



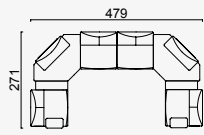
KG: 408,90 m²: 7,55

OPTION 25



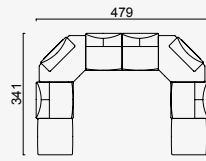
KG: 349,40 m²: 7,68

OPTION 26



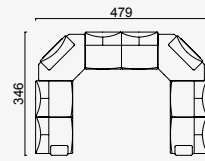
KG: 404,40 m²: 7,95

OPTION 27



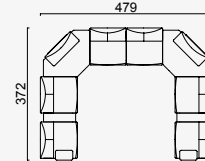
KG: 404,00 m²: 8,60

OPTION 28



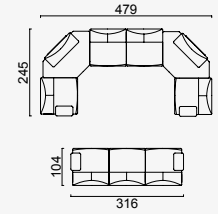
KG: 460,20 m²: 9,61

OPTION 29



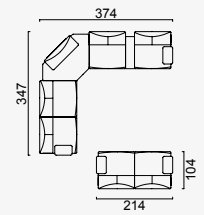
KG: 515,20 m²: 9,87

OPTION 30



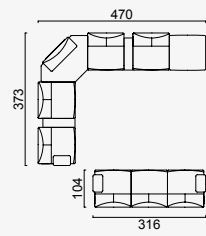
KG: 528,80 m²: 10,80

OPTION 31



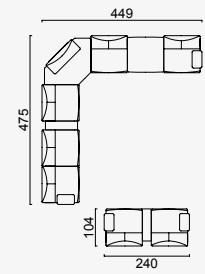
KG: 443,60 m²: 8,17

OPTION 32



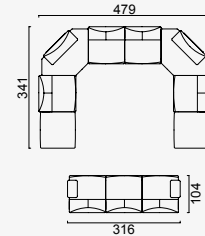
KG: 553,80 m²: 9,72

OPTION 33



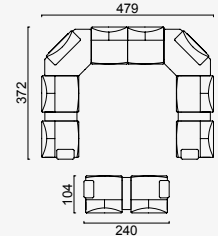
KG: 560,40 m²: 9,84

OPTION 34



KG: 583,40 m²: 11,71

OPTION 35



KG: 666,70 m²: 12,16